

VTCT Skills Level 2 Award in Eyelash Perming

Accreditation start date: **1 August 2010**
Credit value: **7**
Total Qualification Time (TQT): **70**
Guided learning hours (GLH): **62**
Qualification number: **500/8876/2**

Statement of unit achievement

By signing this statement of unit achievement you are confirming that all learning outcomes, assessment criteria and range statements have been achieved under specified conditions and that the evidence gathered is authentic.

This statement of unit achievement table must be completed prior to claiming certification.

Unit code	Date achieved	Learner signature	Assessor initials	IQA signature (if sampled)
Mandatory units				
UV20483				
UV20453				
UV20473				

The qualification

Introduction

The VTCT Skills Level 2 Award in Eyelash Perming is a qualification that has been specifically designed to develop your practical skills in; how to provide eyelash perming.

Underpinning this qualification you will develop a sound knowledge of health and safety practices in a salon environment and how to promote client care and communications in beauty related industries. You will also develop an underpinning knowledge and understanding of the practical skills learned throughout this qualification.

The purpose of this qualification is to develop your skills in beauty therapy to a high level of occupational ability, to enable you to perform your own salon services.

National Occupational Standards (NOS)

Units in this qualification have been mapped to the relevant NOS (where applicable). This qualification is regulated on the Regulated Qualifications Framework.

This qualification is approved and supported by the Hairdressing and Beauty Industry Authority (HABIA), the standard setting body for hair, beauty, nails and spa qualifications.

Prerequisite

There are no formal prerequisite qualifications that you must have prior to undertaking this qualification..



Progression

When you have successfully completed this qualification you will have the opportunity to progress to the following VTCT Skills qualifications:

- Level 2 NVQ Diploma in Beauty Therapy General

Progression opportunities also exist in the form of specialist VTCT Skills vocationally related qualifications:

- Level 2 Award in Shaping and Colouring Eyebrows
- Level 2 Award in Salon Reception Duties
- Level 2 Award in Facial Massage and Skin Care
- Level 2 Award in Wax Depilation
- Level 2 Award in Sugaring Depilation
- Level 2 Award in Threading Depilation
- Level 2 Certificate in Depilation
- Level 2 Certificate in Cosmetic Make-Up and Beauty Consultancy
- Level 2 Certificate in Cosmetic Make-Up
- Level 2 Certificate in Make-Up and Manicure
- Level 2 Diploma in Beauty Services
- Level 2 Diploma in Beauty Specialist Techniques

This qualification may lead directly into employment in the beauty therapy industry as a junior beauty therapist in a salon or self employment as a beauty therapist.

Qualification structure

Total credits required - 7

All mandatory units must be completed.

Mandatory units - 7 credits

VTCT Skills unit code	Ofqual unit reference	Unit title	Credit value	GLH
UV20483	R/600/8763	Follow health and safety practice in the salon	3	22
UV20453	A/601/4458	Client care and communication in beauty-related industries	2	20
UV20473	H/601/5877	Provide eyelash perming	2	20

Guidance on assessment

This book contains the mandatory units that make up this qualification. Optional units will be provided in additional booklets (if applicable). Where indicated, VTCT Skills will provide assessment materials. Assessments may be internal or external. The method of assessment is indicated in each unit.

Internal assessment

(any requirements will be shown in the unit)

Assessment is set, marked and internally quality assured by the centre to clearly demonstrate achievement of the learning outcomes. Assessment is sampled by VTCT Skills external quality assurers.

External assessment

(any requirements will be shown in the unit)

Externally assessed question papers completed electronically will be set and marked by VTCT Skills.

Externally assessed hard-copy question papers will be set by VTCT Skills, marked by centre staff and sampled by VTCT Skills external quality assurers.

Assessment explained

VTCT Skills courses are assessed and quality assured by centre staff. Work will be set to improve your practical skills, knowledge and understanding. For practical elements, you will be observed by your assessor. All your work must be collected in a portfolio of evidence and cross-referenced to requirements listed in this record of assessment book.

Your centre will have an internal quality assurer whose role is to check that your assessment and evidence is valid and reliable and meets VTCT Skills and regulatory requirements.

An external quality assurer, appointed by VTCT Skills, will visit your centre to sample and quality-check assessments, the internal quality assurance process and the evidence gathered. You may be asked to attend on a different day from usual if requested by the external quality assurer.

This record of assessment book is your property and must be in your possession when you are being assessed or quality assured. It must be kept safe. In some cases your centre will be required to keep it in a secure place. You and your course assessor will together complete this book to show achievement of all learning outcomes, assessment criteria and ranges.



Creating a portfolio of evidence

As part of this qualification you are required to produce a portfolio of evidence. A portfolio will confirm the knowledge, understanding and skills that you have learnt. It may be in electronic or paper format.

Your assessor will provide guidance on how to prepare the portfolio of evidence and how to show practical achievement, and understanding of the knowledge required to successfully complete this qualification. It is this booklet along with the portfolio of evidence that will serve as the prime source of evidence for this qualification.

Evidence in the portfolio may take the following forms:

- Observed work
- Witness statements
- Audio-visual media
- Evidence of prior learning or attainment
- Written questions
- Oral questions
- Assignments
- Case studies

All evidence should be documented in the portfolio and cross referenced to unit outcomes. Constructing the portfolio of evidence should not be left to the end of the course.

Unit assessment methods

This section provides an overview of the assessment methods that make up each unit in this qualification. Detailed information on assessment is provided in each unit.

Mandatory units				
		External	Internal	
VTCT Skills unit code	Unit title	Question paper(s)	Observation(s)	Assignment(s)
UV20483	Follow health and safety practice in the salon	1	✓	✓
UV20453	Client care and communication in beauty-related industries	0	✓	✓
UV20473	Provide eyelash perming	0	✓	✓

Unit glossary

	Description
VTCT Skills product code	All units are allocated a unique VTCT Skills product code for identification purposes. This code should be quoted in all queries and correspondence to VTCT Skills.
Unit title	The title clearly indicates the focus of the unit.
National Occupational Standards (NOS)	NOS describe the skills, knowledge and understanding needed to undertake a particular task or job to a nationally recognised level of competence.
Level	Level is an indication of the demand of the learning experience, the depth and/or complexity of achievement and independence in achieving the learning outcomes.
Credit value	This is the number of credits awarded upon successful achievement of all unit outcomes. Credit is a numerical value that represents a means of recognising, measuring, valuing and comparing achievement.
Guided learning hours (GLH)	The activity of a learner in being taught or instructed by - or otherwise participating in education or training under the immediate guidance or supervision of - a lecturer, supervisor, tutor or other appropriate provider of education or training.
Total qualification time (TQT)	The number of hours an awarding organisation has assigned to a qualification for Guided Learning and an estimate of the number of hours a learner will reasonably be likely to spend in preparation, study, or any other form of participation in education or training. This includes assessment, which takes place as directed - but, unlike Guided Learning, not under the immediate guidance or supervision of - a lecturer, supervisor, tutor or other appropriate provider of education or training.
Observations	This indicates the minimum number of observations required to achieve the unit.
Learning outcomes	The learning outcomes are the most important component of the unit, they set out what is expected in terms of knowing, understanding and practical ability as a result of the learning process. Learning outcomes are the results of learning.
Evidence requirements	This section provides guidelines on how evidence must be gathered.
Maximum service times	The maximum time in which a particular service or practical element must be completed.
Observation outcome	An observation outcome details the practical tasks that must be completed to achieve the unit.
Knowledge outcome	A knowledge outcome details the theoretical requirements of a unit that must be evidenced through oral questioning, a mandatory written question paper or portfolio of evidence.
Assessment criteria	Assessment criteria set out what is required, in terms of achievement, to meet a learning outcome. The assessment criteria and learning outcomes are the components that inform the learning and assessment that should take place. Assessment criteria define the standard expected to meet learning outcomes.
Range	The range indicates what must be covered. Ranges must be practically demonstrated in parallel to the unit's observation outcomes.

UV20483

Follow health and safety practice in the salon

The aim of this unit is to increase your understanding of health and safety and its importance in the salon in which you work. You will develop the ability to carry out a simple risk analysis, recognise a hazard, responsibly deal with the hazards you have found and follow safe and hygienic working practices. You will also need to be able to locate firefighting equipment, first aid resources and have an awareness of fire, emergency and evacuation procedures.

This unit applies to salons or barbershops.

For the purposes of this unit the generic term of practitioner has been used to incorporate the following roles: Barber, Beauty therapist, Complementary therapist, Hairdresser, Make-up, Massage therapist, Nail technician. The term salon is used to incorporate the fixed business locations where services provided by the above practitioners may take place.

Level

2

Credit value

3

GLH


22

Observation(s)

3

External paper(s)

1



Follow health and safety practice in the salon



Learning outcomes

On completion of this unit you will:

1. Be able to maintain health, safety and security practices
2. Be able to follow emergency procedures

Evidence requirements

1. **Environment**
Evidence for this unit may be gathered within the workplace or realistic working environment (RWE).
2. **Simulation**
Simulation is not allowed in this unit.
3. **Observation outcomes**
Competent performance of Observation outcomes must be demonstrated on at **least three occasions**.
4. **Knowledge outcomes**
There must be evidence that you possess all the knowledge and understanding listed in the 'Knowledge' section of this unit. This evidence may include projects, assignments, case studies, reflective accounts, oral/written questioning and/or other forms of evidence.
5. **Tutor/Assessor guidance**
You will be guided by your tutor/assessor on how to achieve learning outcomes in this unit.
6. **External paper**
Knowledge and understanding in this unit will be assessed by an external paper. There is **one external paper** that must be achieved. The criteria that make up the paper are highlighted throughout this unit.

Achieving observations and range

Achieving observation outcomes

Your assessor will observe your performance of practical tasks. The minimum number of observations required is indicated in the evidence requirements section of this unit.

Criteria may not always naturally occur during a practical observation. In such instances you will be asked questions to demonstrate your competence in this area. Your assessor will document the criteria that have been achieved through oral questioning.

Your assessor will sign off an outcome when all criteria have been competently achieved in a single client service.

Achieving range

There is no range section that applies to this unit.

Observations

Learning outcome 1

Be able to maintain health, safety and security practices

You can:

- a. Conduct yourself in the workplace to meet with health and safety practices and salon policy
- b. Deal with hazards within your own area of responsibility following salon policy
- c. Maintain a level of personal presentation, hygiene and conduct to meet with legal and salon requirements
- d. Follow salon policy for security
- e. Make sure tools, equipment, materials, and work areas meet hygiene requirements
- f. Use required personal protective equipment
- g. Position yourself and the client safely
- h. Handle, use, and store products, materials, tools, and equipment safely to meet with manufacturers' instructions
- i. Dispose of all types of salon waste safely and to meet with legal and salon requirements

Observation	1	2	3	Optional
Date achieved				
Criteria questioned orally				
Portfolio reference				
Assessor initials				
Learner signature				

Learning outcome 2

Be able to follow emergency procedures

You can:

- a. Follow emergency procedures
- b. Follow accident reporting procedures which meet with salon policy
- c. Locate fire fighting equipment

Observation	1	2	3	Optional
Date achieved				
Criteria questioned orally				
Portfolio reference				
Assessor initials				
Learner signature				

Developing knowledge

Achieving knowledge outcomes

You will be guided by your tutor and assessor on the evidence that needs to be produced. Your knowledge and understanding will be assessed using the assessment methods listed below*:

- Projects
- Observed work
- Witness statements
- Audio-visual media
- Evidence of prior learning or attainment
- Written questions
- Oral questions
- Assignments
- Case studies
- Professional discussion

Where applicable your assessor will integrate knowledge outcomes into practical observations through professional discussion and/or oral questioning.

When a criterion has been orally questioned and achieved, your assessor will record this evidence in written form or by other appropriate means. There is no need for you to produce additional evidence as this criterion has already been achieved.

Some knowledge and understanding outcomes may require you to show that you know and understand how to do something. If you have practical evidence from your own work that meets knowledge criteria, then there is no requirement for you to be questioned again on the same topic.

*This is not an exhaustive list.

Achieving the external paper


The external paper will test your knowledge of the criteria highlighted. A **pass mark of 70%** must be achieved.

Your assessor will complete the following table when the 70% pass mark has been achieved.

Paper	Date achieved	Assessor initials
1 of 1		



Knowledge



Learning outcome 1

Be able to maintain health, safety and security practices

You can:	Portfolio reference/ Assessor initials*
j. Explain the difference between legislation, codes of practice and workplace policies	
k. Outline the main provisions of health and safety legislation	
l. State the employer's and employee's health and safety responsibilities	
m. State the difference between a 'hazard' and a 'risk'	
n. Describe hazards that may occur in a salon	
o. State the hazards which need to be referred	
p. State the purpose of personal protective equipment used in a salon during different services	
q. State the importance of personal presentation, hygiene, and conduct in maintaining health and safety in the salon	
r. State the importance of maintaining the security of belongings	
s. Outline the principles of hygiene and infection control	
t. Describe the methods used in the salon to ensure hygiene	
u. Describe the effectiveness and limitations of different infection control techniques	
v. Describe how to dispose of different types of salon waste	

*Assessor initials to be inserted if orally questioned.

Requirements highlighted are assessed in the external paper.




Learning outcome 2

Be able to follow emergency procedures

You can:	Portfolio reference/ Assessor initials*
d. Identify named emergency personnel	
e. Describe procedures for dealing with emergencies	
f. Outline the correct use of firefighting equipment for different types of fire	
g. State the dangers of the incorrect use of firefighting equipment on different types of fires	
h. State the importance for reporting and recording accidents	
i. Describe the procedure for reporting and recording accidents	

*Assessor initials to be inserted if orally questioned.
Requirements highlighted are assessed in the external paper.



Notes

Use this area for notes and diagrams.

Unit content

This section provides guidance on the recommended knowledge and skills required to enable you to achieve each of the learning outcomes in this unit. Your tutor/assessor will ensure you have the opportunity to cover all of the unit content.

Learning outcome 1: Be able to maintain health, safety and security practices

Working in accordance with current health and safety legislation:

Health and Safety at Work Act, Management of Health and Safety at Work Regulations, Reporting of Injuries, Diseases and Dangerous Occurrences Regulations (RIDDOR), Health and Safety (First Aid) Regulations, Manual Handling Operations Regulations, Control of Substances Hazardous to Health Regulations (COSHH), Personal Protective Equipment at Work Regulations (PPE), Electricity at Work Regulations, Workplace (Health, Safety and Welfare) Regulations, Provision and Use of Work Equipment Regulations, Equality Act, Data Protection Act (UK General Data Protection Regulations (GDPR)), Environmental Protection Act.

Hazards and risks: A hazard is something that has the potential to cause harm. A risk is the likelihood of a hazard happening.

Hazards – require immediate attention, level of responsibility, report, nominated personnel, duty to recognise/deal with hazards.

Reasons for risk assessment – staff, visitor, client health and safety, minimise hazards and risks, maintain safe environment, legal requirement.

Salon hazards: Require immediate action – refer to job description, level of responsibility, report, duty to recognise/deal with hazards, training on dealing with hazards, deal with hazards without endangering self/others, if in doubt call for assistance, nominated personnel, duty to recognise/deal with hazards.

Environmental – wet/slippery floor, cluttered passage/corridors, rearrange furniture, blocked passageway/entrance/ exit.

Equipment – broken, worn, faulty, incorrect use.

Chemicals – leaking, damaged packaging.

Security (cash) – unattended reception/till, money in transit, cash left in till overnight.

Security (people) – staff, clients, visitors, children, personal belongings, disregard of systems (security, emergency evacuation, storage/use of confidential staff/client records, business information).

General hygiene: Clean/disinfect work area/surfaces, clean/sterilise/sanitise tools and equipment, fresh towels for each client, place dirty towels in covered bin, dispense products with a spatula, pump or spray, use disposables as appropriate to treatment/service, no smoking/vaping, maintain personal hygiene, replace loose lids (uncapped bottles and pots) sanitise practitioners' hands before, during and after treatments/services.

Learning outcome 1: Be able to maintain health, safety and security practices (continued)

Salon policy for security:

Cash – staff training, point of sale, regular banking, in transit.

People – staff, clients, visitors, children, personal belongings, systems (security, emergency evacuation, storage/use of confidential staff/client records, business information).

Belongings – client to retain personal belongings where possible, empty pockets prior to hanging coat, staff belongings to remain in staff room, avoid personal items in salon.

Security breaches – inform salon/barbershop owner/lecturer/teacher, review records (stock levels/control, monitor takings, inventory of equipment, manual and computerised records), take statements, eye witness accounts, review findings, call in police, notify data protection registry/clients of breach, maintain confidentiality, could result in loss of employment.

Equipment: Follow organisational/manufacturers'/suppliers' instructions for safe use, only used for intended purpose, usage, handling, storage, cleaning, lifting, visual checks, worn, faulty, repairs, maintenance.

Maintenance of tools and equipment:

Equipment and tools cleaned, washed, appropriate sterilisation (barbicide, autoclave, UV, sterilising spray), complete destruction of all living organisms on tools and equipment, disinfection (remove contamination from hard surfaces), heat or chemical methods, visual check, remove and label broken tools and equipment, store correctly.

Preparation of work area: Work station/bed/chair/trolley, equipment cleaned, appropriate sterilisation (barbicide, autoclave, UV, sterilising spray), complete destruction of all living organisms on tools and equipment, disinfection (remove contamination from hard surfaces, large work areas, floors and work surfaces), heat or chemical methods, bactericides, fungicides, viricides, full access around work area, safe professional presentation tools and equipment, visual check on large/ small equipment, portable appliance tested, bed/seat/basin (select height).

How to follow safe and hygienic working practices:

Management of health and safety at work: Clean, tidy, safe standards of working, remove spillages, report slippery surfaces, remove/report obstacles, clear access to trolleys and equipment, clean/disinfect/sanitise/sterilise work areas/surfaces, equipment and tools as appropriate, no smoking/vaping, eating, drinking or drugs.

Personal protective equipment (PPE): Use appropriate personal protective equipment for self and client, for example, the use of gloves when using cleaning chemicals.

Electricity at work: Visual check of equipment, no trailing wires, portable appliance testing.

Manual handling: Moving stock, lifting, working heights, unpacking, posture, deportment, balance weight, protect back, prevent slouching, avoid straining or overreaching.

Learning outcome 1: Be able to maintain health, safety and security practices (continued)

Towels: Wash regularly and efficiently, use fresh/single use towels for every client, place dirty towels in a covered bin.

Reporting of injuries, diseases and dangerous occurrences: Accident book, reporting diseases, byelaws, code of conduct, risk assessment.

Control of substances hazardous to health: Store, handle, use, disposal, replace lids, ventilation for vapour and dust, avoid over exposure to chemicals, use manufacturers' instructions for use, PPE.

Professional ethical conduct: Follow health and safety and organisational policies and procedures and code of conduct, demonstrate integrity, respect, flexibility and adaptability, co operate with others, value client(s), use appropriate language, maintain a polite, cheerful and welcoming manner (friendly facial expressions, positive attitude, eye contact, open body language), maintain confidentiality, demonstrate respect for clients, colleagues and competitors, avoid gossip, take pride in work, maintain punctuality, uphold employer and client loyalty, work within limits of own authority and ability.

Professional appearance: Clean professional uniform, unobtrusive jewellery or piercings, hair clean and styled, closed in footwear, personal hygiene and cleanliness (shower/bath, cover cuts and abrasions, deodorant or antiperspirant, avoid use of overpowering fragrance), oral hygiene (clean teeth, fresh breath), nails (appropriate in length, clean, in good condition and maintained).

Client preparation and care: Preparing for and performing a treatment/service taking into account any specific requirements and diverse needs the client may have, for example, culture, religion, health conditions, working in accordance with current equality legislation.

Work area: Prepare in accordance with organisational requirements and health and safety standards, clean and hygienic – clean/disinfect/sanitise/sterilise work area, tools and equipment, sufficient ventilation, appropriate room temperature, lighting, ambience, music, hygienic set up of chair and trolley, effective, ergonomic positioning of necessary products, tools and equipment to allow for ease of access, movement and safe practice.

Position yourself and the client appropriately:

Practitioner – position self safely, when you sit or stand ensure good posture (straight back, stand upright, even weight distribution, maintain balance, remain relaxed, don't overstretch), poor posture will result in fatigue, uneven service, back/shoulder injury.

Client – seated/laid comfortably (adjust height of chair, adjust back rest of bed), if seated keep feet flat on floor, legs uncrossed, back supported, regular comfort breaks.



Learning outcome 1: Be able to maintain health, safety and security practices (continued)

The difference between health and safety legislation, regulations and code of conduct:

Legislation and regulations – government led, implemented, monitored.

Code of practice and policies – salon/barbershop led, implemented, monitored.

Employer responsibility for safety of staff/employees/clients: Hold current/valid liability insurance, display health and safety rules covering staff/employees/clients/ fire evacuation, provide regular training, accurate record keeping, monitoring, consult experts.

Liability insurance: Employers, public, professional indemnity.

Infection prevention: Infection prevention and control measures, universal and standard precautions, for example, hand hygiene- handwashing, hand sanitising, respiratory hygiene, cough etiquette, use of PPE, safe management of the working environment and treatment/ service resources, for example, cleaning, disinfection, sanitisation, sterilisation of working areas/surfaces, equipment and tools, safe management of linen, safe disposal of waste.

Environmental working practices: Effective and energy efficient working practices, for example, lighting, heating and ventilation to meet the Workplace (Health, Safety and Welfare) Regulations (or local regulation requirements to the country being delivered in) for clients and employees', water conservation, environmental waste management.

Sustainable working practices: For example, use products with ingredients from sustainable sources, minimal and sustainable packaging, recyclable, bio-degradable or compostable options for products, disposables and single-use items, record product usage, paper-free appointment systems and pricelists, energy uses reduction, green energy, reduce carbon footprint.

Disposal of waste: Lined waste bin with a lid, byelaws/organisational policies and procedures for disposal of waste – non-hazardous, clinical, sharps, chemical, mixed municipal, general and confidential, recyclable; environmental protection, single use items, dispose of all waste in accordance with manufacturers' instructions.

Learning outcome 2: Be able to follow emergency procedures

Emergency procedures:

Accidents – call ambulance, nominated first aider, follow the organisations policy, maintain and update records.

First aid – call nominated first aider, follow the organisations policy, ensure accurate records.

First aid equipment – first aid box(es), list of equipment, general advice leaflet, individually wrapped sterile plasters in assorted sizes, sterile eye pads, individually wrapped triangular bandages, safety pins, large and medium sterile dressings, disposable gloves, eyewash.

Fire evacuation – nominated assembly point, fire wardens, regular simulation/ drills.

Incidents – call security, emergency external numbers 999 (UK) or 112 (EU), follow the organisations policy.

Position of firefighting equipment – induction process.

How to use firefighting equipment – designated personnel, initial/ongoing training.

Records and documentation – initial/ ongoing training, up-to-date, accurate.

Safety drills – induction process, initial/ ongoing training person, regular simulation/ drills.

Staff responsible for safety – overall safety; nominated health and safety officer (internal/external). All staff are responsible for day to day.

Firefighting equipment: Location, extinguishers (water, foam, powder, CO2 gas), sand bucket, fire blanket, alarm.

Incorrect use of firefighting equipment: Fire could escalate or become uncontrollable, injury to staff/clients, risk to life, damage to belongings/property.

UV20453

Client care and communication in beauty-related industries

This unit is about client care and communication in beauty-related industries. You will develop your communication skills to deal with consultations, complaints, client comfort and all forms of client care. You will develop a client-centred approach to all your treatments.

Level

2

Credit value

2

GLH


20

Observation(s)

3

External paper(s)

0



Client care and communication in beauty-related industries



Learning outcomes

On completion of this unit you will:

1. Be able to communicate with clients
2. Be able to provide client care

Evidence requirements

1. **Environment**
Evidence for this unit may be gathered within the workplace or realistic working environment (RWE).
2. **Simulation**
Simulation is not allowed in this unit.
3. **Observation outcomes**
Competent performance of Observation outcomes must be demonstrated on at **least three occasions**.
4. **Range**
All ranges must be practically demonstrated or other forms of evidence produced to show they have been covered.
5. **Knowledge outcomes**
There must be evidence that you possess all the knowledge and understanding listed in the 'Knowledge' section of this unit. This evidence may include projects, assignments, case studies, reflective accounts, oral/written questioning and/or other forms of evidence.
6. **Tutor/Assessor guidance**
You will be guided by your tutor/assessor on how to achieve learning outcomes and ranges in this unit. All outcomes and ranges must be achieved.
7. **External paper**
There is no external paper requirement for this unit.

Achieving observations and range

Achieving observation outcomes

Your assessor will observe your performance of practical tasks. The minimum number of observations required is indicated in the evidence requirements section of this unit.

Criteria may not always naturally occur during a practical observation. In such instances you will be asked questions to demonstrate your competence in this area. Your assessor will document the criteria that have been achieved through oral questioning.


Your assessor will sign off an outcome when all criteria have been competently achieved in a single client service.

The client requirements for practical observations within this unit are not gender specific.

Achieving range

The range section indicates what must be covered. Ranges should be practically demonstrated as part of an observation. Where this is not possible other forms of evidence may be produced. All ranges must be covered.

Your assessor will document the portfolio reference once a range has been competently achieved.



Observations

Learning outcome 1

Be able to communicate with clients

You can:

- a. Use effective communication techniques
- b. Use client consultation techniques to identify treatment objectives
- c. Provide the client with clear advice and recommendations

*May be assessed through oral questioning.

Observation	1	2	3	Optional
Date achieved				
Criteria questioned orally				
Portfolio reference				
Assessor initials				
Learner signature				



Learning outcome 2

Be able to provide client care

You can:

- a. Maintain client confidentiality in accordance with legislation
- b. Gain feedback from clients on client care
- c. Respond to feedback in a constructive way
- d. Refer client complaints to the relevant person
- e. Assist in client complaints being resolved

*May be assessed through oral questioning.

Observation	1	2	3	Optional
Date achieved				
Criteria questioned orally				
Portfolio reference				
Assessor initials				
Learner signature				

Range

*You must practically demonstrate that you have:

Provided client care to all clients	Portfolio reference
New	
Regular	

Identified client objectives using all consultation techniques	Portfolio reference
Questioning	
Visual	
Manual	

Used all types of communication	Portfolio reference
Verbal	
Non-verbal	

Dealt with all types of client care	Portfolio reference
Dealing with complaints	
Advice and recommendations	
Client comfort	

*It is strongly recommended that all range items are practically demonstrated. Where this is not possible, other forms of evidence may be produced to demonstrate competence.

Developing knowledge

Achieving knowledge outcomes

You will be guided by your tutor and assessor on the evidence that needs to be produced. Your knowledge and understanding will be assessed using the assessment methods listed below*:

- Projects
- Observed work
- Witness statements
- Audio-visual media
- Evidence of prior learning or attainment
- Written questions
- Oral questions
- Assignments
- Case studies
- Professional discussion

Where applicable your assessor will integrate knowledge outcomes into practical observations through professional discussion and/or oral questioning.


When a criterion has been orally questioned and achieved, your assessor will record this evidence in written form or by other appropriate means. There is no need for you to produce additional evidence as this criterion has already been achieved.

Some knowledge and understanding outcomes may require you to show that you know and understand how to do something. If you have practical evidence from your own work that meets knowledge criteria, then there is no requirement for you to be questioned again on the same topic.

*This is not an exhaustive list.



Knowledge



Learning outcome 1

Be able to communicate with clients

You can:	Portfolio reference/ Assessor initials*
d. Outline different forms of communication used to deal with clients	
e. Describe how to use consultation techniques to identify treatment objectives	
f. State the importance of using effective communication to identify client needs and expectations	
g. Describe the term 'personal space'	
h. State the importance of providing the client with clear advice and recommendations	

*Assessor initials to be inserted if orally questioned.




Learning outcome 2

Be able to provide client care

You can:	Portfolio reference/ Assessor initials*
f. Describe client confidentiality in line with data protection legislation	
g. Explain the importance of communication techniques to support retail opportunities	
h. State the importance of client feedback and responding constructively	
i. Outline how to refer and assist in client complaints	

*Assessor initials to be inserted if orally questioned.



Notes

Use this area for notes and diagrams.

Unit content

This section provides guidance on the recommended knowledge and skills required to enable you to achieve each of the learning outcomes in this unit. Your tutor/assessor will ensure you have the opportunity to cover all of the unit content.

Learning outcome 1: Be able to communicate with clients

Communication techniques:

Verbal – speaking manner and tone, professional, supportive, respectful, sensitive to client, appropriate vocabulary and open questioning related to treatment/service.

Non-verbal – eye contact, body language, listening.

Written – electronic, digital or paper-based, clear and concise, attention to spelling, grammar and presentation of written information.

Visual aids – photographs, colour charts, digital media, magazines and images, can provide inspiration and assist the client's understanding.

Adapting and tailoring approaches – for different clients, for example, new and existing clients, according to age, health conditions.

Clarification – checking client understanding of proposed treatment/service and expected outcomes, checking client's comfort and wellbeing throughout the treatment/service.

Personal space: Space between client and therapist, positioning of client, suitable location for consultation, client's comfort, client's privacy, unobtrusive behaviour.

Consultation techniques: Consultation environment (face to face or digital), client requirements, client satisfaction, client expectations and aftercare, informed consent and signatures, visual, manual, questioning, listen, client information reference, prevent contra-actions, courteous, eye contact, verbal communication, non-verbal communication, avoid conflict between a client and therapist, use a range of related terminology linked to treatment/service being performed.

Recommendations to client:

Pre-treatment/service instructions on treatment/service process, expected physical sensations, expected and adverse reactions/contra-actions, outcomes, further treatments, fees and treatment/service options, adaptations and modifications, post-treatment/service advice/aftercare, lifestyle changes to maintain or improve health.

Learning outcome 1: Be able to communicate with clients (continued)

Professional ethical conduct: Follow health and safety and organisational policies and procedures and code of conduct, demonstrate integrity, respect, flexibility and adaptability, co-operate with others, value client(s), use appropriate language, maintain a polite, cheerful and welcoming manner (friendly facial expressions, positive attitude, eye contact, open body language), maintain confidentiality, demonstrate respect for clients, colleagues and competitors, avoid gossip, take pride in work, maintain punctuality, uphold employer and client loyalty, work within limits of own authority and competence, engage in and document Continuous Professional Development (CPD) to maintain best practice.

Infection prevention: Infection prevention and control measures, universal and standard precautions, for example, hand hygiene – handwashing, hand sanitising, respiratory hygiene, cough etiquette, use of PPE, safe management of working environment and treatment/service resources, for example, cleaning, disinfection, sanitisation, sterilisation of working areas/surfaces, equipment and tools, safe management of linen, safe disposal of waste.

Learning outcome 2: Be able to provide client care

Work area: Prepare in accordance with organisational requirements and health and safety standards, clean and hygienic – clean/disinfect/sanitise/sterilise work area, tools and equipment, sufficient ventilation, appropriate room temperature, lighting, ambience, music, hygienic set up of couch and trolley, effective, ergonomic positioning of necessary products, tools and equipment to allow for ease of access, movement and safe practice, preparation of props for client support.

Client preparation: Consult with client, perform any necessary pre-treatment/service tests, provide modesty robe/gown, advise client on clothing to remove/keep on, maintain client comfort, privacy and modesty, client positioned correctly.

Communication techniques

Verbal – speaking manner and tone, professional, supportive, respectful, sensitive to client, open questioning related to treatment, impart information to ensure client understanding

Non-verbal – eye contact, body language, listening.

Retail opportunities: Completion of consultation, linking of retail/sales, selling products and other services.

Record keeping: Accurate appointment systems, stationery, loyalty rewards, acknowledgement of occasions, consultation record keeping, refer to existing records, ensure information is concise, accurate and in logical order (name, address, contact details, age range, lifestyle profile – work status, medical history, contra-indications, general health

and wellbeing, diet and fluid intake, sleep patterns, stress levels, sport/hobbies, recent activities, reason for treatment, treatment history, allergies/hypersensitivity, contra-actions, skin sensitivity/allergy alert test, current skincare/body care regime, treatment/service requirements, client preferences and expectations, skin/hair analysis, adaptations and modifications, recommendations, treatment plan including products, expected outcomes, alternative treatment/service options, client informed consent and signature), update record at the end of the service, update at each visit, maintained electronically/digitally/paper-based, documented and stored in compliance with current data protection legislation, for example General Data Protection Regulations (GDPR).

Client care feedback: Client consultation form, comments box, verbal and non-verbal methods, target setting, relate to feedback constructively professional manner, polite, courteous, personal development, improves client satisfaction, salon profits, career development, team work, employee training, reputation, repeat business, additional treatments/services.

Client complaints: Professional manner, polite, courteous, good client care, referral person senior therapist, senior receptionist or manager, resolve situation and assist, good communication techniques, maintain positive client care, eye contact, facial expressions and body language, deal with situation calmly, methods of recording complaints, prompt response verbally/written.

UV20473

Provide eyelash perming

This unit is about preparing for and providing eyelash perming treatments to create a curled lash effect.

To carry out this unit you will need to maintain effective health, safety and hygiene procedures throughout your work.

Level

2

Credit value

2

GLH

20

Observation(s)

3

External paper(s)

0



Provide eyelash perming

Learning outcomes

On completion of this unit you will:

1. Be able to prepare for eyelash perming services
2. Be able to provide eyelash perming services

Evidence requirements

1. *Environment*
Evidence for this unit must be gathered in a real or realistic working environment.
2. *Simulation*
Simulation is not allowed in this unit.
3. *Observation outcomes*
Competent performance of 'Observation' outcomes must be demonstrated to your assessor on **at least three occasions**.
4. *Range*
All ranges must be practically demonstrated or other forms of evidence produced to show they have been covered.
5. *Knowledge outcomes*
There must be evidence that you possess all the knowledge and understanding listed in the 'Knowledge' section of this unit. This evidence may include projects, assignments, case studies, reflective accounts, oral/written questioning and/or other forms of evidence.
6. *Tutor/Assessor guidance*
You will be guided by your tutor/assessor on how to achieve learning outcomes and ranges in this unit. All outcomes and ranges must be achieved.
7. *External paper*
There is no external paper requirement for this unit.

Achieving observations and range

Achieving observation outcomes

Your assessor will observe your performance of practical tasks. The minimum number of observations required is indicated in the evidence requirements section of this unit.

Criteria may not always naturally occur during a practical observation. In such instances you will be asked questions to demonstrate your competence in this area. Your assessor will document the criteria that have been achieved through oral questioning.

Your assessor will sign off an outcome when all criteria have been competently achieved in a single client service.

Maximum service times

There are no maximum service times that apply to this unit.

Achieving range

The range section indicates what must be covered. Ranges should be practically demonstrated as part of an observation. Where this is not possible other forms of evidence may be produced. All ranges must be covered.

Your assessor will document the portfolio reference once a range has been competently achieved.



Observations

Outcome 1

Be able to prepare for eyelash perming services

You can:

- a. Prepare yourself, the client and work area for eyelash perming
- b. Use suitable consultation techniques to identify treatment objectives
- c. Provide clear recommendations to the client
- d. Interpret and accurately record the results of relevant tests carried out prior to treatment
- e. Select products, tools and equipment to suit client treatment needs

** May be assessed through oral questioning.*

Observation	1	2	3
Date achieved			
Criteria questioned orally			
Portfolio reference			
Assessor initials			
Learner signature			



Outcome 2

Be able to provide eyelash perming services

You can:

- a. Communicate and behave in a professional manner
- b. Follow health and safety working practices
- c. Position yourself and the client correctly throughout the treatment
- d. Use products, tools, equipment and techniques to suit client treatment needs
- e. Complete the treatment to the satisfaction of the client
- f. Record the results of the treatment
- g. Provide suitable aftercare advice

**May be assessed through oral questioning.*

Observation	1	2	3
Date achieved			
Criteria questioned orally			
Portfolio reference			
Assessor initials			
Learner signature			



Range

*You must practically demonstrate that you have:

Used all consultation techniques	Portfolio reference
Questioning	
Visual	
Manual	
Reference to client records	
Dealt with a minimum of 1 necessary action	Portfolio reference
Encouraging the client to seek medical advice	
Explaining why the treatment cannot be carried out	
Modifying the treatment	
Used all products and techniques	Portfolio reference
Application of rods	
Use of adhesive	
Application of perm lotion	
Application of fixing lotion	
Nourishing lotion	
Given all types of advice	Portfolio reference
Avoidance of activities that may cause contra-actions	
Recommended time intervals between treatments	
Suitable home care products and their use	

*It is strongly recommended that all range items are practically demonstrated. Where this is not possible, other forms of evidence may be produced to demonstrate competence.

Developing knowledge

Achieving knowledge outcomes

You will be guided by your tutor and assessor on the evidence that needs to be produced. Your knowledge and understanding will be assessed using the assessment methods listed below:

- Observed work
- Witness statements
- Audio-visual media
- Evidence of prior learning or attainment
- Written questions
- Oral questions
- Assignments
- Case studies

Where possible your assessor will integrate knowledge outcomes into practical observations through oral questioning.

Knowledge



Outcome 1

Be able to prepare for eyelash perming services

You can:	Portfolio reference / Assessor initials*
f. State the environmental conditions suitable for eyelash perming	
g. Describe different consultation techniques used to identify treatment objectives	
h. Describe the type of test that is carried out before providing an eyelash perming treatment	
i. State the importance of carrying out the test prior to the treatment and accurately recording the results	
j. Describe salon requirements for preparing yourself, the client and work area	
k. Explain the environmental conditions suitable for eyelash perming treatment	
l. Describe how to select products, tools and equipment to suit client treatment needs, skin types and conditions	
m. Describe the contra-indications which prevent or restrict eyelash perming	

**Assessor initials to be inserted if orally questioned.*

Requirements highlighted in white are assessed in the external paper.



Outcome 2

Be able to provide eyelash perming services

You can:	Portfolio reference / Assessor initials*
h. State how to communicate and behave in a professional manner	
i. Describe health and safety working practices	
j. Explain the importance of positioning yourself and the client correctly throughout the treatment	
k. State the importance of using products, tools, equipment and techniques to suit client treatment needs	
l. Describe how treatments can be adapted to suit client treatment needs	
m. State the contra-actions that may occur during and following the treatment and how to respond	
n. State the importance of completing the treatment to the satisfaction of the client	
o. State the importance of completing treatment records	
p. State the aftercare advice that should be provided	
q. Describe the structure and functions of the hair	
r. Describe diseases and disorders of the eye area	
s. Explain the chemical process involved in eyelash perming	

*Assessor initials to be inserted if orally questioned.

Requirements highlighted in white are assessed in the external paper.

Unit content



This section provides guidance on the recommended knowledge and skills required to enable you to achieve each of the learning outcomes in this unit. Your tutor/assessor will ensure you have the opportunity to cover all of the unit content.

Outcome 1: Be able to prepare for eyelash perming services

Management of health and safety at work: Clean up spillages, report slippery surfaces, remove/report obstacles, ensure good all round access to trolleys and equipment, sterilise/disinfect tools, equipment and work surfaces, wear personal protective equipment.

Manual handling – moving stock, lifting, working heights, unpacking, posture, deportment, balance weight, preserve back, prevent slouching.

Towels – clean for every client, place dirty towels in covered bin.

Liability insurance – employers, public, professional indemnity.

Reporting of injuries, diseases and dangerous occurrences – accident book, reporting diseases, local bye-laws, code of conduct, risk assessment.

Control of substances hazardous to health – replace lids, ensure ventilation for vapour and dust, avoid overexposure to chemicals, use chemicals correctly, follow storage handling use and disposal, correctly dispose of contaminated waste/products (in a closed top bin), check end date on packaging, store away from heat, damp and direct sunlight, follow relevant manufacturer's instructions, no smoking, eating or drinking.

Health and safety legislation: Data protection, electricity at work, employers' liability (compulsory insurance), fire precautions, first aid at work, health and safety at work, local government

miscellaneous provisions, occupiers' liability, local bye-laws.

Regulations: Control of substances hazardous to health, management of health and safety at work, manual handling, personal protective equipment, reporting of injuries, diseases and dangerous occurrences, workplace (health and welfare).

Hazards and risks: A hazard is something that has the potential to cause harm. A risk is the likelihood of a hazard happening.

Employer responsibility: Current and valid liability insurance, display health and safety rules (covering staff, employees, clients and fire evacuation), provide regular training, accurate record keeping, monitoring.

Hygiene:

General – sterilise and sanitise tools, disinfect work surfaces, cover cuts and abrasions, sanitise therapist's hands before and after treatments, sanitise with sprays and gels, clean towels between clients, place dirty towels in covered bin, use disposable towels, dispense products with a spatula, pump or spray, use disposables wherever possible, no smoking, personal hygiene, replace loose lids, uncapped bottles and pots.

Disposal of waste – single use items, pedal bin with a liner, spillages and unused chemicals, contaminated waste, hazardous waste, environmental protection.



Outcome 1: Be able to prepare for eyelash perming services (continued)

Therapist posture and deportment:

Correct posture when sitting, lifting and carrying, working methods to avoid Repetitive Strain Injury (RSI), hand exercises, standing posture, even weight distribution, client comfort, maintain modesty, client correctly positioned to get maximum benefit from treatment, ensure technician positioning delivers appropriate techniques, appropriate space between client and technician, prevent injury, optimum results, allow for visual checks.

Work area: Clean and hygienic, height adjustable chair, correct posture, correct couch height, lighting, ventilation, noise, music, temperature, ambience, no trailing wires, no obstructions, tools and equipment in a safe working position for therapist.

Client preparation: Protect client clothing, ensure client positioned correctly and comfortably, respect privacy and modesty.

Communication:

Verbal – speaking manner and tone, professional, supportive, respectful, sensitive to client, open questioning related to treatment.

Non-verbal – eye contact, body language, listening.

Record keeping: Accurate appointment systems, stationery, loyalty, rewards, acknowledgement of occasions, consultation record keeping, contra-indications, signatures, refer to existing records, information clear, accurate and in logical order (name, address, contact numbers, age range, reason for treatment, occupation, sport/hobbies, medical history, allergies/hypersensitivity, contact lenses, contra-actions, contra-indications, skin sensitivity

tests, adaptations and modifications, recommendations, requirements, treatment plan), update record at the end of the treatment, update at each visit, maintained electronically, paper records.

Professional appearance: Clean professional uniform, closed in footwear, no jewellery, no piercings, hair (neatly tied back, fringe secured), light day make-up, personal hygiene and cleanliness (shower/bath, cover cuts and abrasions, deodorant or antiperspirant), oral hygiene (clean teeth, fresh breath), nails (good condition and maintained).

Professional ethical conduct: Polite, cheerful and friendly manner, friendly facial expressions, positive attitude, eye contact, open body language, client relations, confidentiality, respect for colleagues and competitors, avoid gossip, pride in work, punctuality, employer and client loyalty.

Consultation techniques: Client requirements, client satisfaction, client expectations and aftercare, signatures, visual, listen, client card reference.

Examples of contra-indications that may prevent treatment: Severe skin conditions, eye infections, conjunctivitis, bacterial infections, inflammation or swelling of the skin around the eye, undiagnosed lumps or swellings, eye diseases and disorders, positive patch test, styes, watery eyes, hypersensitive skin, severe bruising, cuts and abrasions, allergies to adhesives and solvents.

Examples of contra-indications that may restrict treatment: Minor bruising, recent scar tissue, minor eczema, minor psoriasis, minor inflammation of the skin, facial piercing.



Outcome 1: Be able to prepare for eyelash perming services (continued)

Treatment objectives: Improve appearance of lashes (lashes appear longer/thicker, added curl), client agreement, realistic outcome, additional services, client needs and suitability, duration, cost.

Recommendations to client: Treatment process, likely outcomes, expected sensation/skin reaction, advise client of suitable treatment, further treatments to enhance lash and brow appearance.

Skin sensitivity tests: Perm lotion, fixing (neutralising) lotion, adhesive, conditioning (collagen) lotion, 24-48 hours before treatment.

Skin sensitivity tests (record results): Maintain detailed records including product name, product location, date and signatures.

Skin sensitivity test (interpret results):

Positive – red, itchy, irritated, swelling, sore.

Negative – no change to skin.

Carrying out patch test: Cleanse area (either crook of elbows or behind ears), apply each product to the area with a brush, allow to dry, leave on minimum of 24 hours, explain positive and negative reaction, removal of product with damp cotton wool.

Importance of test: To prevent allergic reaction on eye area, invalidation of insurance policy if not carried out, follow manufacturer's instructions.

Products: Non-oily eye make-up remover, perming lotion, adhesive, fixing lotion, nourishing lotion.

Tools: Orange stick, cling film, rods (small,

large), disposable mascara wand.

Equipment: Headband, towel to protect client, eyebath, couch (semi-reclined), trolley, bin with liner, cotton wool, bowl, eye pads, mirror.

Client treatment adaptations: Size of curler to suit client's lash length, trim length of rod to suit eye contour, development time for fine/coarse hair (following manufacturer's instructions), previous treatments.

Environmental conditions: Heating, warm, lighting (bright light needed for therapist), noise level and music selection (calming), ventilation, pleasant aroma, privacy of work area, client semi-reclined and warm, health, safety and hygiene requirements maintained throughout treatment clean and hygienic work area.



Outcome 2: Be able to provide eyelash perming services

Treatment technique (perming):

Application of rods – select size, check length (trim if necessary), bend to fit contour of eye, position on eyelid close to root of natural lashes, push top lashes up around rod, without overlapping.

Use of adhesive – apply with a brush to lashes that are not secured to rod, leave for a few seconds, push lashes on to rod with orange stick to secure.

Application of perm lotion – apply with brush to lashes, cover in cling film, leave to develop following manufacturer's instructions, remove perm lotion with dry cotton bud or dry cotton wool pads.

Application of fixing (neutralising) lotion – apply with brush, cover with cling film, leave to develop following manufacturer's instructions, remove fixing lotion with dry cotton bud or dry cotton wool pads.

Nourishing lotion – to lashes (if required), gently roll rods downwards, wipe excess product with damp cotton wool, show client result.

Client treatment adaptations: Size of curler to suit client's lash length, trim length of rod to suit eye contour, development time for fine/coarse hair (following manufacturer's instructions), previous treatments.

Evaluation and client satisfaction: Client objective, record curl effect, recommend future treatments, record adjustments for next treatment, client happy, repeat business, further recommendations and additional treatments, salon reputation.

Possible contra-actions to perming: Chemical entering eye, sensitivity or burning sensation, allergic reaction –

removal of all products immediately, use of eye bath to flush eye, medical referral, reactions and actions taken recorded on record card.

Hair structure: Arrector pili muscle, hair follicle, inner root sheath (Henle's layer, Huxley's layer, cuticle layer), outer root sheath, vitreous membrane, connective tissue sheath, root (bulb/matrix, dermal papilla), sebaceous gland, shaft (medulla, cortex, cuticle).

Hair functions:

Eyebrows – cushioning, prevention of sweat running into eyes.

Eyelashes – prevention of particles entering eye.

Chemical process (perming): Perm lotion softens cuticle, cuticle scales opened, perm lotion enters cortex, perm lotion deposits hydrogen in the cortex, break down of disulphide bonds, hair moulded around rod, fixing lotion (neutraliser) removes hydrogen by adding oxygen (oxidation), permanent fixing of disulphide bonds in new shape.

Examples of eye diseases and disorders: Conjunctivitis, styes, blepharitis, watery eyes impetigo, bacterial, fungal, viral skin diseases and infestations.

Aftercare advice:

Restrictions following treatment – no make-up (12-24 hours), no further eye treatments for 24 hours, avoidance of sun and heat, avoidance of perfumed products.

Length of time between treatments – perming 2-3 months.

Products for home use – clear mascara, non-oily make-up remover, soothing antiseptic, gentle removal of make-up



Outcome 2: Be able to provide eyelash perming services (continued)

around the eye area.

Further treatment recommendations – possible contra-actions and recommended action, record all aftercare advice on record card.

Notes

Use this area for notes and diagrams